

Annual Sustainability Report 2024

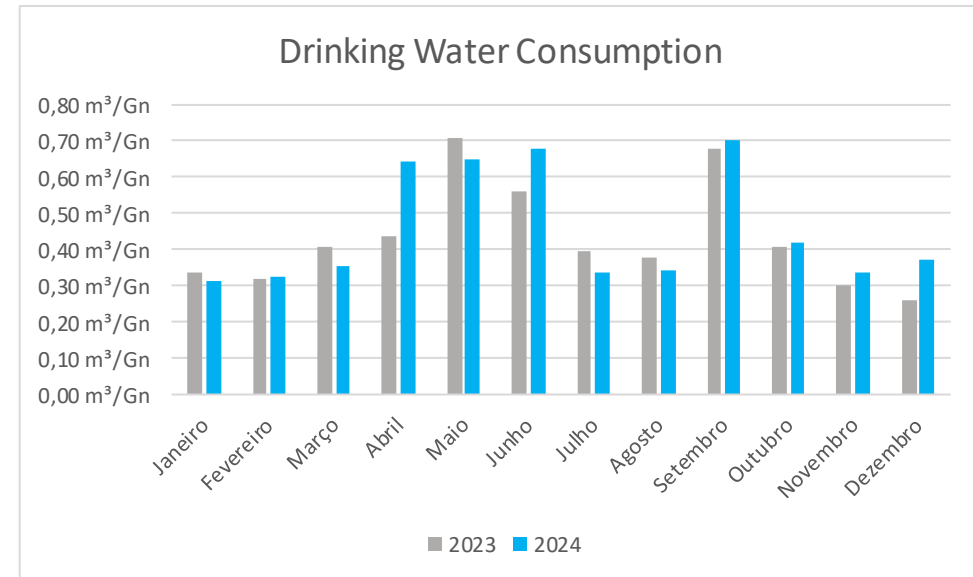
Melia Tortuga Beach Resort & Spa

ENVIRONMENT

Prepared by: Iván caballero - Director of Sustainability

- POTABLE WATER

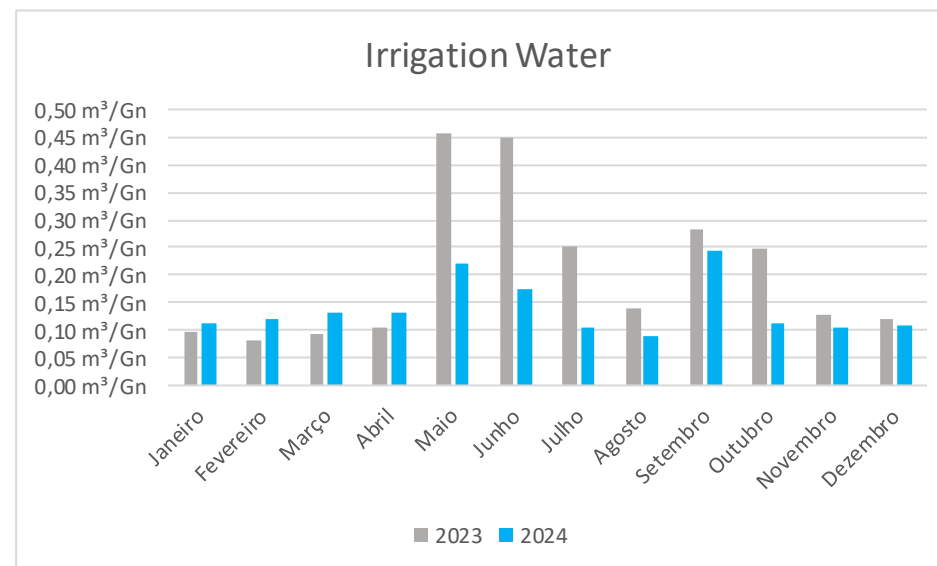
2024	Consumption m3 Customer/Night	Comparison 2024-2023 m3 Client/Night
January	0.31	-7.31%
February	0.33	+1.31%
March	0.36	-12.02%
April	0.64	+46.43%
May	0.65	-8.23%
June	0.68	+20.53%
July	0.34	-15.46%
August	0.34	-8.99%
September	0.70	+3.28%
October	0.42	+3.28%
November	0.34	+10.77%
December	0.37	+44.80%
Total	0.41	+8.21%



Meliá is committed to mitigating the impact of its activity and making responsible and efficient use of natural resources.

- IRRIGATION WATER

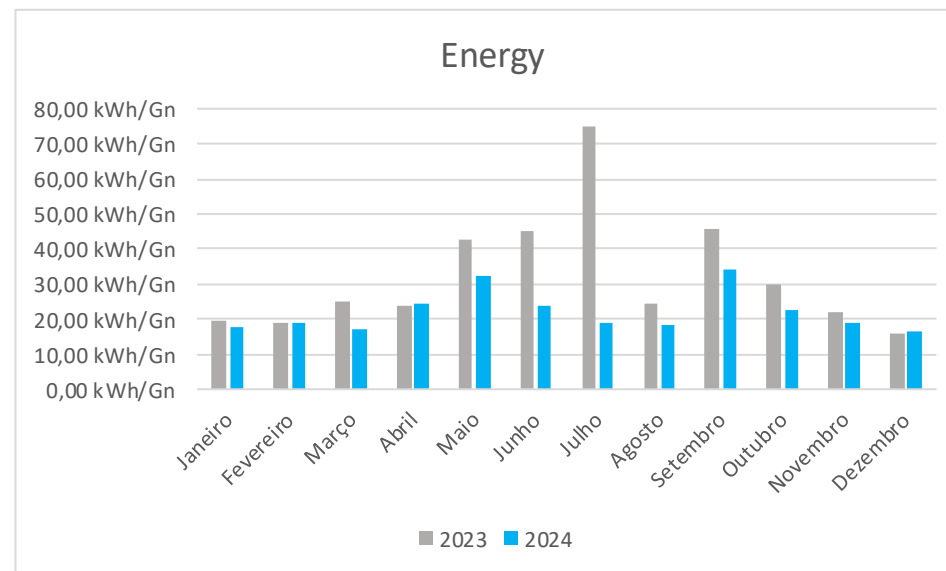
2024	Consumption m3 Customer/Night	Comparison 2024-2023 m3 Client/Night
January	0.11	+16.23%
February	0.12	+44.28%
March	0.13	+44.86%
April	0.13	+26.24%
May	0.22	-51.34%
June	0.17	-61.44%
July	0.11	-57.95%
August	0.09	-34.62%
September	0.24	-13.01%
October	0.11	-54.11%
November	0.11	-17.37%
December	0.11	-6.77%
Total	0.13	-23.60%



Meliá is committed to mitigating the impact of its activity and making responsible and efficient use of natural resources.

- ENERGY

2024	Customer Kwh Consumption/Night	Comparison with year 2023 % Kwh Customer/Night
January	17.69	-10.08%
February	18.84	-1.33%
March	16.93	-32.13%
April	24.61	+4.35%
May	32.16	-25.14%
June	24.08	-46.42%
July	19.22	-74.32%
August	18.38	-24.13%
September	34.25	-20.80%
October	22.32	-25.82%
November	18.90	-14.17%
December	16.64	+5.92%
Total	20.52	-27.27%

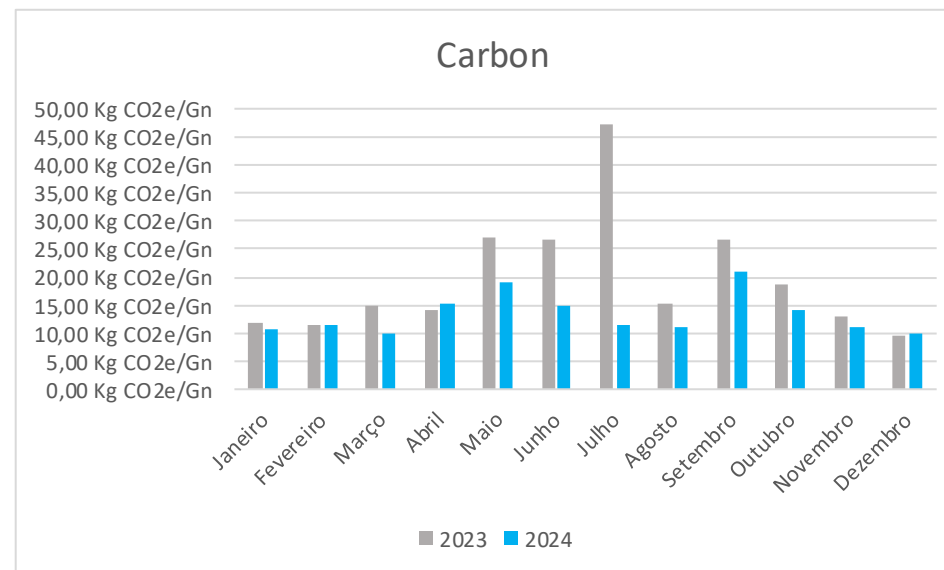


*Energy includes Electricity, Gas and Fuels

Meliá is committed to mitigating the impact of its activity and making responsible and efficient use of natural resources.

- CARBON FOOTPRINT

2024	Kg CO2e Customer/ Night	Comparison with year 2023 % Kg CO2e Customer/Night
January	10.59	-9.55%
February	11.48	+1.03%
March	10.07	-32.48%
April	15.09	+6.16%
May	19.04	-29.37%
June	14.85	-44.38%
July	11.58	-75.56%
August	11.22	-26.16%
September	20.98	-20.94%
October	13.94	-24.81%
November	11.25	-13.40%
December	9.99	+3.77%
Total	12.43	-27.68%



*Carbon footprint includes water and energy.

Meliá is committed to mitigating the impact of its activity and making responsible and efficient use of natural resources.

- WASTE

- Overall estimate: 204.4 tons
- Used cooking oil: collected by APP
- Buffet leftovers: TRG agreement with animal producers

Meliá is committed to moving towards a hotel management model based on circularity and which allows for the reduction, recycling, reuse and/or progressive elimination of waste generated by its activity.

Achievements:

- Reduction in drinking water consumption of 14.67%
- Reduction in energy consumption of 18.54%
- Remodeling of the Turtle Nursery

Goals 2025

- Reduction in drinking water consumption by 2%
- Reduction in energy consumption by 2%
- 2% reduction in greenhouse gas emissions from energy, water and waste.
- 2% reduction in the purchase of red meat.
- Remodeling of the turtle aviary
- Get Travelife Certified
- Creation of an ECOPOINT for batteries in APP

Measures to be taken

Water:

- Maintain the contract with AquaService for advice on leak detection and savings on water consumption
- Allocate budget for immediate leak repair
- Review of flow rates by the maintenance department

- Ensure compliance with Good Environmental Practices relating to water

Energy:

- Visit and Review of the electrical system by TRG corporate
- Ensure compliance with Good Environmental Practices relating to energy
- Study the possibility of developing a new proposal for installing solar panels.
- Check that all lights are under a shutdown control system (photocell, timer, motion detector or signaling).

Waste:

- Facilitate the creation of an EcoPoint in APP, studying how to provide those materials or equipment that are requested from us
- Donation of a container to the APP Green Point for battery storage

Good Environmental Practices:

- Include communication of Good Environmental Practices to employees in the 2025 Sustainability Program.
- Include communication of Good Environmental Practices to guests in the 2025 Sustainability Program.
- Check that all lights are under a shutdown control system (photocell, timer, motion detector or signaling).
- Study the possibility of developing a new proposal for installing solar panels.

Food:

- Include communication about national fish for customers in the 2025 Sustainability Program

- Present and study a proposal to replace a red meat dish with another alternative on the weekly menu.

Biodiversity:

- Timely beach cleaning
- Replace ashtrays that may be damaged on the beach
- Turtle Nursery Remodeling

We invite all stakeholders, including our guests, employees and the local community, to provide us with their feedback on our sustainability work, work with us to achieve even better results and to continue the positive trend in future operations and cooperation.

This report was submitted to Management for review and approval and shown to Department Heads at the daily briefing.

In Santa Maria, Sal Island, on February 10, 2025,

Tolentino Cabral Maintenance Manager	Luis Miguel Goncalves General Director